



# CITYBAC<sup>®</sup> 1100

Open to sustainability  
and convenience

**SULO<sup>®</sup>**



*Creating solutions  
for **today's waste**  
to be **tomorrow's resource***

# OUR VISION

The persistent growth in the global volume of waste produced is the challenge that we and the next generations must solve. That is why we at SULO are providing individuals and communities with the most innovative and sustainable methods for collecting and sorting waste before it pollutes our land and seas. Together, let's realise the dream of a world in which waste is not an environmental burden but a valuable commodity for a sustainable circular economy.

## Quality

With proven reliability, we exceed standards and focus our attention on details that close the loop.

## Innovation

With shared creativity, we develop intelligent solutions to prevent wastefulness and gather waste before it pollutes our planet.

## Sustainability

We actively take on complex challenges to create a more sustainable future for us and for coming generations.





# FOR A FUTURE THAT IS WORTH LIVING

The circular economy approach is what drives us to live our three core brand values of quality, innovation and sustainability in our day-to-day work. In this holistic perspective, all components of the process chain – from design to materials – are geared towards reducing the impact on the climate and environment to a minimum. As a leading pioneer in the European waste disposal industry, we commit all our experience and innovative strength into creating a clean world that is worth living in, for us and future generations.

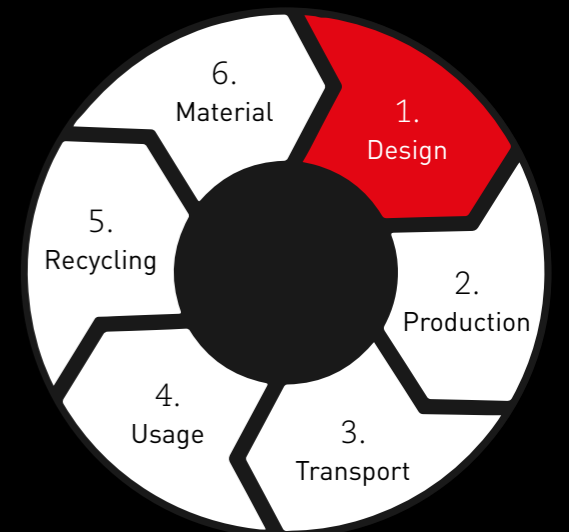




# CITYBAC

## TWICE AS GOOD CITYBAC® DESIGN

Good for the environment. Good for refuse collectors and everyday users. The new eco design of the optimised Citybac® 1100 with a two-part flat lid is a compelling response to constantly growing demand for low-impact solutions and better comfort during handling.



# Naturally colourful SULO COLOURS

100% RECYCLED MATERIAL



GREY  
RAL  
7021  
AT

ENVIRONMENTALLY FRIENDLY  
■■■■■

The lower the colour intensity of the plastic, the greater the quantity of recycled material it contains. This means that anyone looking for high-quality bins with the maximum share of recycled content should select a grey body for all waste fractions.

The individual fractions can nevertheless be distinguished from one another successfully if a lid in the fraction colour is selected to go with the grey bin. The lid becomes a distinguishing feature twice over: for both the function and the sustainable nature of the bin.



GREY  
RAL  
7021  
AT

GREEN  
RAL  
6011  
VJ

BROWN  
RAL  
8025  
MR

BLUE  
RAL  
5023  
BN

YELLOW  
RAL  
1018  
JA

ORANGE  
RAL  
2008  
OF

RED  
RAL  
3000  
RN



GREEN  
RAL  
6011  
VJ

ENVIRONMENTALLY FRIENDLY  
■■■■■



BROWN  
RAL  
8025  
MR

ENVIRONMENTALLY FRIENDLY  
■■■■■



BLUE  
RAL  
5023  
BN

ENVIRONMENTALLY FRIENDLY  
■■■■■

Bins and lids are available in other colours without recycled material.

# FLAT, ROUND CLASSIC STYLE

Depending on requirements and tastes, each Citybac® 1100 is available with the traditional lid forms, as usual, which have proven themselves millions of times worldwide.

Flat lid  
FL  
FL LIL



Domed lid  
DL  
DL LIL





# THE NEW LIGHTNESS OF OPENING

Ergonomically, the inviting design of the two-part lid is a clear gain. With a depth of 350 mm, the front lid represents a milestone in the convenient opening, filling and closing of the four-wheeled bin. Barrier-free use is enabled, rendering such tasks easy to manage even for elderly people or those with limited mobility. The two-part flat lid means that children playing around are better protected against accidents. The integration of an additional, separate child safety device is no longer required.

The two-part lid is easily compatible with all Citybac® 1100 and Citybac® Classic 1100 bins and can be retrofitted at any time.

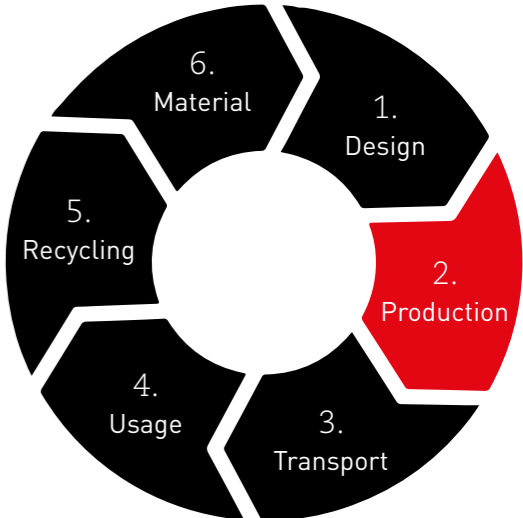




# CLEAN, GREEN PRODUCTION

The SULO Group is known for its corporate culture, which has evolved over the years and combines an uncompromising commitment to quality with the drive to visibly reduce the environmental footprint of all production and service activities. Accordingly, all of the Group's production sites are certified to ISO 14001. On the basis of this internationally recognised standard, we motivate our employees and departments to take into account and protect the interests of the environment and natural species diversity. As we are committed to the principle of continuous improvement, it is our aim to continuously minimise environmental pollution

and achieve an effective reduction in energy consumption and greenhouse gas emissions. Our ISO 50001 energy management system is geared towards continuously improving energy efficiency. Our Langres and Herford production facilities have been certified since 2016 and 2014, respectively. In addition, we encourage all SULO production sites to employ state-of-the-art instrumentation to identify further savings potential. At the SULO Group, we strive for sustainability excellence at every phase of our production and services.





# PILED HIGH THROUGHOUT THE WORLD



## Maximum stacking **TRANSPORT**

SULO has been exporting bins all over the world for 40 years. Since no bin manufacturer in the world has the capacity to store all its bins fully assembled, bins are always stored and shipped in stacked form. The products still take up considerable space, so the main day-to-day challenge is to optimise use of transport space. In order to guarantee this, the geometry of the new generation of bins has been optimally adjusted.







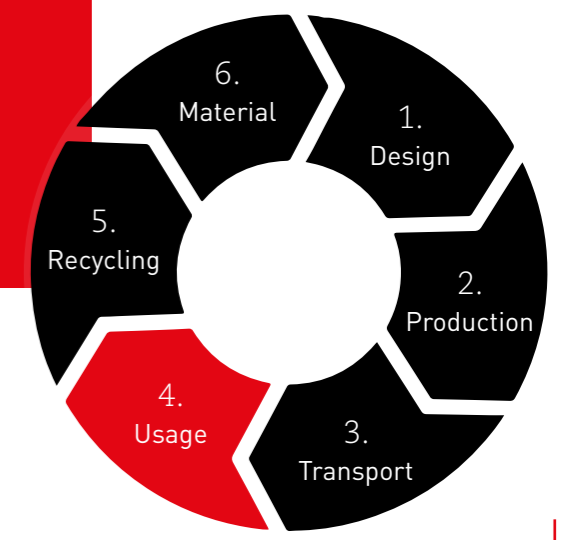
# ADDED ERGONOMICS AND CONVENIENCE

## Accumulated added value USAGE

The controlled weight reduction, achieved partly through the reduced use of materials based on sequential multi-point injection technology, also helps to relieve the strain on refuse collection personnel. For people who use Citybac® 1100 for their daily waste disposal, the two-part lid design offers a considerable gain in terms of ergonomic comfort. The front lid can be opened by almost anyone without any notable effort thanks to its two integrated handles and handles on the side. Even disposing of a 50-litre bag of rubbish is easily possible.

Less strain thanks to  
**WEIGHT REDUCTION**

One refuse collector empties around 600 bins per day. If the weight of each bin is reduced by 2.4 kg, each employee has to move 1.4 t less per day and 308 t less per year.





# OUR PRODUCTS REMAIN IN THE LOOP

All SULO bins and components are 100% recyclable. Starting from that basic premise, we have vigorously broadened the concept of sustainable closed-loop recycling.

Our factories are equipped with recycled-plastic extruders so we can process post-consumer resources, greatly reducing fossil fuel consumption and the resulting CO<sub>2</sub> emissions.

We continue to optimise the closed-loop recycling process by employing

an optical colour sorting system in order to improve the recycled content of our coloured bins as well. In short, our production processes meet all the criteria to recycle defective or worn-out HDPE bins into new, high-quality and visually appealing products.

## Significantly reduced consumption of fossil fuels

- Reduction of CO<sub>2</sub> emissions
- Support for the ecological development of cities and municipalities
- Extension of the product lifecycle

## CO<sub>2</sub> savings RECYCLED MATERIAL

SULO's strategy revolves around recycling and aims to reduce greenhouse gas emissions and sustainably change how we generate value.







# INTELLIGENT RECYCLING SORTING

80% post-consumer recycled materials –  
100% guaranteed SULO quality.

Environment or quality? Ideally, why not pick both? Our RAL-certified Citybacs® are made from at least 80% certified recycled plastic that used to be something other than a bin in its previous life. We have drawn on all our experience and ingenuity to meet all quality requirements with eco-friendly recycled material. Perfectly designed proportions and the latest processes guarantee the **stability, safety and longevity that you are used to from SULO.**







# HIGHLIGHTS

At first glance, a completely normal rubbish bin. We see that differently!



# Highlights


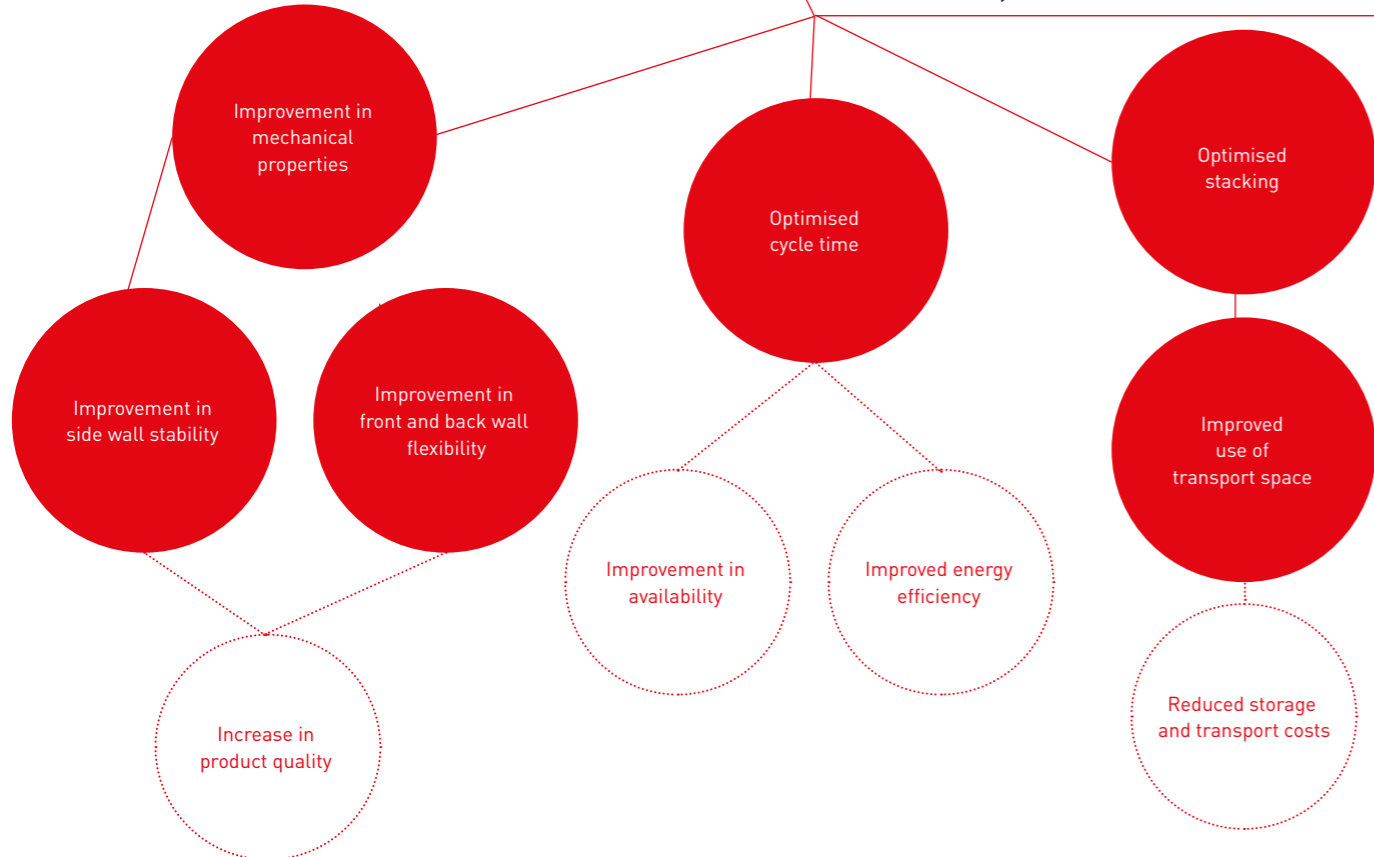
## WEIGHT REDUCTION, STABILITY AND PERSONALISATION



Citybac® 1100 with optimised body

SULO CITYBAC® 1100 FD  
SULO CITYBAC® 1100 DL


### NEW DESIGN, NEWLY DESIGNED BEADING STRUCTURE



PARTICULARLY REGULAR AND STABLE BODY THANKS TO STATE-OF-THE-ART PRODUCTION

Improvement in mechanical properties

Increase in product quality





# Highlights

## LID-IN-LID



Additional identification areas on the front and rear lid

Hot foil imprinting areas

Front lid:  
280 x 170 mm

Rear lid:  
280 x 115 mm

Two handles on the front lid plus two additional side handles on the rear lid

**Child SAFE**

Child protection thanks to two-part lid

Easy retrofitting, fewer spare parts: compatible with Citybac® and Citybac® Classic. Use of existing lid rivets

Better ergonomics when opening the lid and less effort thanks to two-part lid and handles on each side



**SULO®**

Disposal of a 50-litre rubbish bag possible thanks to easy opening of the front lid. The uniquely large insertion size is approx. 1130 x 290 mm

Dimensions of the front lid approx. 1225 mm x 350 mm



# Highlights

## STORAGE AND TRANSPORT

### Stacking and dispatching

#### FREIGHT OPTIMISATION


##### 1100 FL / FL lid-in-lid

Vehicle	Internal dimensions of the vehicle (L x W x H)	Stacks	Stacks per vehicle	QTY per vehicle (items)	Environmentally friendly use of the transport weight (kg)*
40" HC container	12.02 x 2.35 x 2.69	5	21	105	-241.5
80 m <sup>3</sup> standard trailer	13.40 x 2.45 x 2.65	5	23	115	-264.5
120 m <sup>3</sup> jumbo trailer	15.36 x 2.45 x 3.00	5	26	130	-299.0

##### 1100 DL / DL lid-in-lid

Vehicle	Internal dimensions of the vehicle (L x W x H)	Stacks	Stacks per vehicle	QTY per vehicle (items)	Environmentally friendly use of the transport weight (kg)*
40" HC container	12.02 x 2.35 x 2.69	4	18	72	-172.8

\*in comparison to the Citybac® Classic 1100 L



# Highlights

## MOUNTING AND HANDLING

### Moving and using

#### WEIGHT OPTIMISATION

PRODUCT	BODY (kg)	LID (kg)	OVERALL (kg)	+/-	
SULO Citybac® Classic 1100 FL	28.60	7.60	49.80	-2.1	-4.2%
SULO Citybac® 1100 FL	26.50	7.60	47.70		
SULO Citybac® Classic 1100 FL lid-in-lid	28.60	5.80	47.90	-2.1	-4.4%
SULO Citybac® 1100 FL lid-in-lid	26.50	5.80	45.80		
SULO Citybac® Classic 1100 DL	30.80	11.90	58.60	-2.4	-4.1%
SULO Citybac® 1100 DL	28.40	11.90	56.20		
SULO Citybac® Classic 1100 DL lid-in-lid	30.80	11.70	57.70	-2.4	-4.2%
SULO Citybac® 1100 DL lid-in-lid	28.40	11.70	55.30		





## SPECIFIC OPTIONS

	1100 FL	1100 DL
<b>MATERIAL</b>		
Extra UV protection	▪	▪
<b>COLOURS</b>		
Standard colours	▪	▪
Other colours	▪	▪
<b>LIFTING SYSTEM</b>		
EN 840 comb	▪	▪
With lifting trunnions	▪	▪
Without lifting trunnions	▪	▪
Fork lift device	▪	▪
<b>WATER DRAINAGE</b>		
Water drainage	▪	▪
<b>HANDLES</b>		
4 x Side handles		▪
2 x Rear handles		▪
2 x Lifting handles		▪
<b>LID</b>		
Flat lid	▪	
Flat lid with Lid-in-Lid (LIL)	▪	
Domed lid		▪
Domed lid with Lid-in-Lid (LIL)		▪
<b>CHILD SAFETY DEVICE</b>		
Comfort		▪
Basic		▪
Light		▪
<b>LID OPENING SYSTEM</b>		
DOG lid opening system	▪	▪
<b>SLOT SYSTEMS*</b>		
<b>GLASS INSERTION</b>		
2 x round slot with masking ring and rubber rosette Ø 150 mm	▪	▪
<b>PAPER SLOT</b>		
Paper inlet hood <b>BLUE</b>	▪	▪
Flat or domed lid with front Lid-in-Lid (LIL)	▪	▪
<b>PACKAGING</b>		
Flat or domed lid with front Lid-in-Lid (LIL)	▪	▪
<b>NOISE REDUCTION SET</b>		
Lid anti-overflow damper	▪	▪
Lid closing damper	▪	▪
<b>CHASSIS</b>		
<b>CASTORS</b>		
Plastic rim, wheel Ø 200 mm	▪ <sup>2</sup>	▪ <sup>2</sup>
Plastic rim, wheel Ø 200 mm, trackless tyres	▪	▪
Steel rim, ball bearing, wheel Ø 200 mm	▪	▪

## SPECIFIC OPTIONS

	1100 FL	1100 DL
<b>CHASSIS</b>		
<b>DOUBLE STOP</b>		
Plastic rim, wheel Ø 200 mm	▪ <sup>2</sup>	▪ <sup>2</sup>
Plastic rim, wheel Ø 200 mm, trackless tyres	▪	▪
Plastic rim, ball bearing, wheel Ø 200 mm	▪	▪
<b>CENTRAL LOCKING DEVICE</b>		
Plastic rim, wheel Ø 200 mm	▪	▪
Steel rim, ball bearing, wheel Ø 200 mm	▪	▪
<b>DIRECTIONAL LOCK</b>		
	▪	▪
<b>TRANSPORT SYSTEM</b>		
Tow bar attachment	▪	▪
<b>LOCKING SYSTEMS</b>		
Closure for padlock 1x central	▪	▪
<b>TRIANGULAR LOCK</b>		
With open position	▪	▪
Without open position	▪	▪
<b>CYLINDER LOCK WITHOUT AUTOMATIC FUNCTION</b>		
Identical locking	▪	▪
Group locking	▪	▪
Differential locking	▪	▪
<b>CYLINDER LOCK WITH AUTOMATIC FUNCTION</b>		
Identical locking	▪	▪
Group locking	▪	▪
Differential locking	▪	▪
<b>SULO DIGITAL SYSTEM</b>		
RFID chip under comb with barcode sticker	▪	▪
RFID chip under comb without barcode sticker	▪	▪
<b>INDIVIDUAL MARKING</b>		
SULO sticker		▪
Customer sticker (max. 450 mm)		▪
Hot foil stamping on body (max. 580 x 290 mm)		▪
Hot foil stamping on Flat lid (max. 200 x 300 mm)		▪
Screen printing on Round lid (max. 400 x 100 or 215 x 265 mm)		▪
Running numbers (colorless)		▪
Running numbers (black / white)		▪
Lid embossing insert		▪

▪ Standard  
▪ Optional

<sup>2</sup> not available for lid-in-lid systems



